

**SWAGTAM TRADING AND SERVICES LTD.**  
**CIN: L51909DL1984PLC289131**  
**BALANCE SHEET as at March 31, 2022**

Particulars	Note	Amount in (Rs.)	
		As At March 31, 2022	As At March 31, 2021
<b>ASSETS</b>			
<b>Non-Current Assets</b>			
(a) Property, Plant and Equipment and Intangible Assets	3	17,561.13	20,389.69
(b) Financial Assets			
(i) Loans	4(i)	3,73,14,118.00	2,12,14,118.00
(iii) Other Financial Assets	4(ii)	5,00,000.00	5,00,000.00
(c) Deferred tax Assets (Net)	5	23,889.40	35,363.18
(d) Other Non Current Asset	6	33,00,000.00	1,10,00,000.00
<b>Total Non-Current Assets</b>		<b>4,11,55,568.53</b>	<b>3,27,69,870.87</b>
<b>Current Assets</b>			
(a) Financial Assets			
(i) Cash and Cash Equivalents	7	12,18,534.20	89,35,406.54
(ii) Other Financial Assets	8	9,51,044.72	2,55,205.72
(b) Current Tax Asset	9	96,554.28	96,554.28
(c) Other Current Assets	10	40,228.00	0.00
<b>Total Current Assets</b>		<b>23,06,361.20</b>	<b>92,87,166.54</b>
<b>Total Assets</b>		<b>4,34,61,929.73</b>	<b>4,20,57,037.41</b>
<b>EQUITY AND LIABILITIES</b>			
<b>Equity</b>			
(a) Equity Share Capital	11	1,19,05,000.00	1,19,05,000.00
(b) Other Equity	12	3,13,27,741.73	3,00,54,359.41
<b>Total Equity</b>		<b>4,32,32,741.73</b>	<b>4,19,59,359.41</b>
<b>Liabilities</b>			
<b>Current Liabilities</b>			
(c) Current Tax Liability	13	1,33,138.00	38,294.00
(b) Other Current Liabilities	14	96,050.00	59,384.00
<b>Total Current Liabilities</b>		<b>2,29,188.00</b>	<b>97,678.00</b>
<b>Total Equity and Liabilities</b>		<b>4,34,61,929.73</b>	<b>4,20,57,037.41</b>

Significant Accounting Policies

Notes to Financial Statements

As per our Report of even date attached

For **G. K. Kedia & Co.**

Chartered Accountants

Firm's Registration No. 013016N

*Kanishka Aggarwal*  
**Kanishka Aggarwal**  
 Partner

Membership No. 544129



Place: New Delhi  
 Date: 21.05.2022

2  
 3 to 33

For Swagtam Trading and Services Limited

*Lalita Mittal*  
**Lalita Mittal**

Whole Time Director  
 DIN: 06928783

*Sumit Gupta*  
**Sumit Gupta**  
 Director  
 DIN: 06911742

*Vijay Kumar Sharma*  
**Vijay Kumar Sharma (ACS-17929)**  
 Company Secretary Cum Compliance Officer



*21/05/2022*

**SWAGTAM TRADING AND SERVICES LTD.**  
CIN: L51909DL1984PLC289131  
Statement of Profit & Loss for the Year Ended March 31, 2022

		Amount in (Rs.)		
	Particulars	Note	Year Ended March 31, 2022	Year Ended March 31, 2021
I	Revenue from Operations	15	17,00,000.00	9,00,000.00
II	Other Income	16	16,95,210.00	3,64,979.00
III	<b>Total Income</b>		<b>33,95,210.00</b>	<b>12,64,979.00</b>
IV	<b>EXPENSES :</b>			
	Employee Benefits Expense	17	8,25,335.00	8,73,100.00
	Finance costs	18	618.00	821.00
	Depreciation and Amortization expenses	3	2,827.92	3,858.31
	Other Expenses	19	8,45,640.74	6,44,578.46
	<b>Total Expenses</b>		<b>16,74,421.66</b>	<b>15,22,357.77</b>
V	<b>Profit/(loss) before exceptional items and tax</b>		<b>17,20,788.34</b>	<b>(2,57,378.77)</b>
VI	<b>Exceptional items</b>			
	- Prior Period Expense		0.00	7,500.00
VII	<b>Profit/(loss) after exceptional and before tax</b>		<b>17,20,788.34</b>	<b>(2,64,878.77)</b>
VIII	<b>Tax Expense/(credit) :</b>			
	Current Tax		4,35,932.00	0.00
	Deferred Tax		11,474.16	(26,641.18)
IX	<b>Profit/(loss) from Continuing operation for the year</b>		<b>12,73,382.18</b>	<b>(2,38,237.59)</b>
X	<b>Other Comprehensive Income/(Loss)</b>			
	-Item that will not be subsequently reclassified to profit or loss		0.00	0.00
	-Item that may be subsequently reclassified to profit or loss:		0.00	0.00
	<b>Total Other Comprehensive Income/(loss) for the year</b>		<b>0.00</b>	<b>0.00</b>
XI	<b>Total Comprehensive Income for the year (IX+X) comprising Profit/(Loss) and Other comprehensive Income for the year )</b>		<b>12,73,382.18</b>	<b>(2,38,237.59)</b>
XII	<b>Earning per equity share (for discontinued &amp; continuing operation)</b>			
	<b>(Equity share of par value of Rs. 10 each)</b>			
	Basic		10.00	10.00
	Diluted		1.07	(0.20)
			1.07	(0.20)

Significant Accounting Policies

Notes to Financial Statements

2

3 to 33

As per our Report of even date attached

For G. K. Kedia & Co.

Chartered Accountants

Firm's Registration No. 013016N

For Swagtam Trading and Services Limited

**Kanishka Aggarwal**

Partner

Membership No. 544129



**Lalita Mittal**

Lalita Mittal

Whole Time Director

DIN: 06928783



**Sumit Gupta**

Sumit Gupta

Director

DIN: 06911742

Place: New Delhi

Date: 21.05.2022

**Vijay Kumar Sharma (ACS-17929)**

Company Secretary Cum Compliance Officer

**SWAGTAM TRADING AND SERVICES LTD.**  
**CIN: L51909DL1984PLC289131**  
**CASH FLOW STATEMENT FOR THE YEAR ENDED MARCH 31, 2022**

PARTICULARS	Amount in (Rs.)	
	As At March 31, 2022	As At March 31, 2021
<b>A. CASH FLOW FROM OPERATING ACTIVITIES</b>		
Profit after tax	12,73,382.18	(2,38,237.59)
Adjustments For :-		
Add: Income tax	4,35,932.00	0.00
Less: Deferred tax	(11,474.16)	26,641.18
Add: Depreciation	2,827.92	3,858.31
Less: Interest / Dividend Received	16,95,210.00	3,64,979.00
Add: Loss on Sale on Investments	0.00	47,616.00
<b>Operating profit before working capital changes</b>	<b>28,406.26</b>	<b>(5,78,383.46)</b>
(Increase)/Decrease in Other Financial Assets (current)	(6,95,839.00)	(10,465.72)
(Increase)/Decrease in Other Current Assets	(40,228.00)	6,48,000.00
(Increase)/Decrease in Other Non-Current assets	77,00,000.00	1,45,00,000.00
(Increase)/Decrease in other Current Tax Assets	0.00	19,857.72
Increase/(Decrease) in Current Liabilities	1,31,510.00	(49,362.00)
Direct Taxes Paid	(4,35,932.00)	0.00
<b>Net Cash Flow from operating activities</b>	<b>66,87,917.25</b>	<b>1,45,29,646.54</b>
<b>B. CASH FLOW FROM INVESTING ACTIVITIES</b>		
Fixed Assets Purchase	0.00	0.00
Sale of Investment	0.00	96,000.00
Interest Income	16,95,210.00	3,64,979.00
Loans & Advances given	(1,61,00,000.00)	(62,00,000.00)
<b>Net Cash Flow from Investing activities</b>	<b>(1,44,04,790.00)</b>	<b>(57,39,021.00)</b>
<b>C. CASH FLOW FROM FINANCING ACTIVITIES</b>		
Dividend Paid	0.00	0.00
<b>Net Cash Flow from financing activities</b>	<b>0.00</b>	<b>0.00</b>
<b>NET INCREASE / (DECREASE) IN CASH AND CASH EQUIVALENTS</b>	<b>(77,16,872.74)</b>	<b>87,90,625.54</b>
<b>CASH AND CASH EQUIVALENTS</b>		
Beginning of the year	89,35,406.54	1,44,781.40
<b>End of the year</b>	<b>12,18,534.20</b>	<b>89,35,406.54</b>

Significant Accounting Policies  
Notes to Financial Statements

2  
3 to 33

As per our Report of even date attached  
**For G. K. Kedia & Co.**  
**Chartered Accountants**

**For Swagtam Trading and Services Limited**

Firm's Registration No. 013016N

*Kanishka Aggarwal*  
**Kanishka Aggarwal**  
Partner  
Membership No. 544129



*Lalita Mittal*  
**Lalita Mittal**  
Whole Time Director  
DIN: 06928783



*Sumit Gupta*  
**Sumit Gupta**  
Director  
DIN: 06911742

Place: New Delhi  
Date: 21.05.2022

*Vijay Kumar Sharma*  
**Vijay Kumar Sharma (ACS-17929)**  
Company Secretary Cum Compliance Officer

**SWAGTAM TRADING AND SERVICES LTD.**

CIN: L51909DL1984PLC289131

**Statement of Changes in Equity**

**A. Equity Share Capital**

Particulars	Number of shares	Amount in (Rs.)
<b>Balance as at April 1, 2021</b>	<b>11,90,500.00</b>	<b>1,19,05,000.00</b>
Change in Equity Share due to Prior Period Error	0.00	0.00
Change in Equity Share Capital during the year	0.00	0.00
<b>Balance as at March 31, 2022</b>	<b>11,90,500.00</b>	<b>1,19,05,000.00</b>
<b>Balance as at April 1, 2020</b>	<b>11,90,500.00</b>	<b>1,19,05,000.00</b>
Change in Equity Share due to Prior Period Error	0.00	0.00
Change in Equity Share Capital during the year	0.00	0.00
<b>Balance as at March 31, 2021</b>	<b>11,90,500.00</b>	<b>1,19,05,000.00</b>

**B. Other Equity**

Amount in (Rs.)

Particulars	Reserve & Surplus		Total
	Share Premium	Retained Earnings	
<b>Balance as at April 1, 2021</b>	2,35,75,000.00	64,79,360.41	3,00,54,360.41
Profit during the year	0.00	12,73,382.18	12,73,382.18
Change in accounting policie or prior period error	0.00	0.00	0.00
<b>Restated balance at the begning</b>	<b>2,35,75,000.00</b>	<b>77,52,742.59</b>	<b>3,13,27,742.59</b>
Other Comprehensive Income	0.00	0.00	0.00
<b>Total Comprehensive Income</b>	<b>0.00</b>	<b>12,73,382.18</b>	<b>12,73,382.18</b>
Transfer of profit to general reserve during the year	0.00	0.00	0.00
<b>Balance as at March 31, 2022</b>	<b>2,35,75,000.00</b>	<b>90,26,124.77</b>	<b>3,26,01,124.77</b>

<b>Balance as at April 1, 2020</b>	2,35,75,000.00	67,17,598.00	3,02,92,598.00
Profit during the year	0.00	(2,38,237.59)	(2,38,237.59)
Change in accounting policie or prior period error	0.00	0.00	0.00
<b>Restated balance at the begning</b>	<b>2,35,75,000.00</b>	<b>64,79,360.41</b>	<b>3,00,54,360.41</b>
Other Comprehensive Income	0.00	0.00	0.00
<b>Total Comprehensive Income</b>	<b>0.00</b>	<b>(2,38,237.59)</b>	<b>(2,38,237.59)</b>
Add : Excess Provision reversed	0.00	0.00	0.00
Transfer of profit to general reserve during the year	0.00	0.00	0.00
<b>Balance as at March 31, 2021</b>	<b>2,35,75,000.00</b>	<b>64,79,360.41</b>	<b>3,00,54,360.41</b>

Significant Accounting Policies

2

Notes to Financial Statements

3 to 33

As per our Report of even date attached

For G. K. Kedia & Co.

Chartered Accountants

Firm's Registration No. 013016N

For Swagtam Trading and Services Limited

*Kanishka Aggarwal*  
**Kanishka Aggarwal**  
 Partner  
 Membership No. 544129



*Lalita Mittal*  
**Lalita Mittal**  
 Whole Time Director  
 DIN: 06928783



*Sumit Gupta*  
**Sumit Gupta**  
 Director  
 DIN: 06911742

Place: New Delhi

Date: 21.05.2022

**Vijay Kumar Sharma (ACS-17929)**  
 Company Secretary Cum Compliance Officer

**SWAGTAM TRADING AND SERVICES LIMITED**  
**CIN: L51909DL1984PLC289131**  
**NOTES FORMING INTEGRAL PART OF FINANCIAL STATEMENTS**

**1. COMPANY OVERVIEW**

Swagtam Trading and Services Limited (the "Company") is a company domiciled in India, with its registered office situated at '33/36 Basement, (backside), West Patel Nagar, New Delhi – 110008' was incorporated on December 30, 1984 under the provisions of the Companies Act, 2013 with main objects to invest in properties, debentures, securities and to do the business of promoters, investment consultants etc.

Its Equity Shares are listed on Bombay Stock Exchange Limited (BSE).

During the year, Company has carried out the business activities of Consultants, Service Providers, etc.

**2. SIGNIFICANT ACCOUNTING POLICIES**

**2.1 General information and statement of compliance with Ind AS**

These standalone financial statements ('financial statements') of the Company have been prepared in accordance with the accounting principles generally accepted in India, including the Indian Accounting Standards ('Ind AS') specified under Section 133 of the Companies Act, 2013 ('the Act') and other relevant provisions of the Act. The Company has uniformly applied the accounting policies during the periods presented. These financial statements were approved for issue by the Board of Directors on 9<sup>th</sup> May, 2022.

**2.2 Basis for preparation of Financial Statements**

These financial statements have been prepared on the historical cost basis, except for certain financial instruments which are measured at fair values at the end of each reporting period, as explained in the accounting policies below. Historical cost is generally based on the fair value of the consideration given in exchange for goods and services. Fair value is the price that would be received to sell an asset or paid to transfer a liability in an orderly transaction between market participants at the measurement date.

**2.3 Use of estimates**

The financial statements have been prepared on going concern basis in accordance with accounting principles generally accepted in India and also these financial statements are in conformity with the recognition and measurement principles of Ind AS requires the management of the Company to make judgment, estimates and assumptions that affect the reported amounts of revenue, expense, assets and liabilities, and the accompanying disclosures and the disclosure relating to contingent liabilities as at the date of the financial presented.

Estimates and underlying assumptions are reviewed on an ongoing basis. Revisions to accounting estimates are recognized in the period in which the estimates are revised and future periods are affected. Any revision in accounting estimates is recognized prospectively in the period of change and material revision, including its impact on financial statements, is reported in the notes to accounts in the year of incorporation of revision.

**2.4 Revenue recognition**

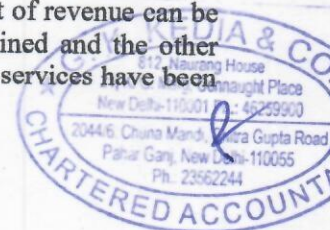
Revenue is measured at the fair value of the consideration received or receivable. Revenue from services rendered is recognized based on agreements/arrangements with the customers as the service is performed in proportion to the stage of completion of the transaction at the reporting date and the amount of revenue can be measured reliably. Revenue is recognized only when evidence of an arrangement is obtained and the other criteria to support revenue recognition are met, including the price is fixed or determinable, services have been rendered and collectability of the resulting receivables is reasonably assured.

Dividend income is recognized when the right to receive payment is established.

Interest income is recognized using effective rate of interest method *except refer Note No.21.*



Lalita Mittal



**SWAGTAM TRADING AND SERVICES LIMITED**  
**CIN: L51909DL1984PLC289131**  
**NOTES FORMING INTEGRAL PART OF FINANCIAL STATEMENTS**

**2.5 Employee benefits**

Employee benefits payable wholly within twelve months of receiving employee services are classified as short-term employee benefits. These benefits include salaries and wages, performance incentives and compensated absences which are expected to occur in next twelve months. The undiscounted amount of short-term employee benefits to be paid in exchange for employee services is recognized as an expense as the related service is rendered by employees.

**2.6 Property, Plant and Equipment and Intangible Assets**

Property, plant and equipment is stated at acquisition cost net of accumulated depreciation and accumulated impairment losses, if any. Subsequent costs are included in the asset's carrying amount or recognized as a separate asset, as appropriate, only when it is probable that future economic benefits associated with the item will flow and the cost of the item can be measured reliably. All other repairs and maintenance are charged to the Statement of Profit and Loss during the period in which they are incurred.

Gains or losses arising on retirement or disposal of property, plant and equipment are recognized in the Statement of Profit and Loss.

Depreciation has been provided based on estimated useful life assigned to each asset in accordance with Schedule II of the Companies Act, 2013.


Intangible assets purchased are measured at cost as at the date of acquisition, as applicable, less accumulated amortisation and accumulated impairment, if any. Intangible assets consist of rights under licensing agreement and software licences which are amortised over licence period which equates the economic useful life ranging between 2-5 years on a straight-line basis over the period of its economic useful life.

Intangible assets with finite life are evaluated for recoverability whenever there is any indication that their carrying amounts may not be recoverable. If any such indication exists, the recoverable amount (i.e. higher of the fair value less cost to sell and the value-in-use) is determined on an individual asset basis unless the asset does not generate cash flows that are largely independent of those from other assets. In such cases, the recoverable amount is determined for the cash generating unit (CGU) to which the asset belongs

**2.7 Impairment of Assets**

**(i) Financial assets**

The company recognizes loss allowances using Expected Credit Losses (ECL) model for the Financial Assets which are not fair valued through Profit or Loss. Loss Allowance for trade receivables with no significant financing component is measured at an amount equal to lifetime ECL. For all other Financial Assets, ECLs are measured at an amount equal to 12-month ECL, unless there has been a significant increase in credit risk from initial recognition in which case those are measured at Lifetime ECL. The amount of ECL that is required to adjust the loss allowance at the reporting date to the amount that is required to be recognized is recognized as an impairment Gain or Loss in the Statement of Profit or Loss.



Lalita Mittal



**SWAGTAM TRADING AND SERVICES LIMITED**  
**CIN: L51909DL1984PLC289131**  
**NOTES FORMING INTEGRAL PART OF FINANCIAL STATEMENTS**

**(ii) Non-financial assets (Tangible and intangible assets)**

An asset is deemed impairable when recoverable value is less than its carrying cost and the difference between the two represents provisioning exigency. Recoverable value is the higher of the 'Value in Use' and 'fair value as reduced by cost of disposal'. Test of impairment of PPE, investment in subsidiaries / associates / joint venture and goodwill are undertaken under Cash Generating Unit (CGU) concept. For Intangible Assets and Investment Properties it is undertaken in asset specific context. Test of impairment of assets are generally undertaken based on indication of impairment, if any, from external and internal sources of information outlined in para 12 of Ind AS-36.

Non-financial assets other than goodwill suffered an impairment are reviewed for possible reversal of the impairment at the end of each reporting period.

**2.8 Provisions and Contingent liabilities**

Provisions are recognized when the Company has a present obligation (legal or constructive) as a result of a past event, it is probable that an outflow of resources embodying economic benefits will be required to settle the obligation and a reliable estimate can be made of the amount of the obligation. Provisions are measured at the best estimate of the expenditure required to settle the present obligation at the Balance Sheet date.

Contingent liabilities are disclosed when there is a possible obligation arising from past events, the existence of which will be confirmed only by the occurrence or non-occurrence of one or more uncertain future events not wholly within the control of the company or a present obligation that arises from past events where it is either not probable that an outflow of resources will be required to settle the obligation or a reliable estimate of the amount cannot be made.

**2.9 Income Taxes & Deferred Taxes**


Tax expense recognized in Standalone Statement of Profit and Loss comprises the sum of deferred tax and current tax.

Current tax is determined as the tax payable in respect of taxable income for the year and is computed in accordance with relevant tax regulations. Current income tax relating to items recognized outside profit or loss is recognized outside profit or loss (either in other comprehensive income or in equity).

Deferred tax is recognize on temporary differences between the carrying amount of asset and liabilities in the financial statement and the corresponding tax bases used in computation of taxable profit under Income Tax Act, 1961.

Deferred tax assets and liabilities are measured at the tax rates that are expected to apply in the year when the asset is realized or the liability is settled, based on tax rates (and tax laws) that have been enacted or substantively enacted at the reporting date. Deferred tax relating to items recognized outside profit or loss is recognized outside profit or loss (either in other comprehensive income or in equity).

Deferred tax assets and deferred tax liabilities are off set, if a legally enforceable right exists to set off current tax assets against current tax liabilities and the deferred taxes relate to the same taxable entity and the same taxation authority.



*Salita Mittal*



**SWAGTAM TRADING AND SERVICES LIMITED**  
**CIN: L51909DL1984PLC289131**  
**NOTES FORMING INTEGRAL PART OF FINANCIAL STATEMENTS**

**2.10 Cash and Cash Equivalents**

Cash and cash equivalents are short-term (three months or less from the date of acquisition), highly liquid investments that are readily convertible into cash and which are subject to an insignificant risk of changes in value.

**2.11 Functional & Presentation Currency**

These Financial Statements are presented in Indian Rupees (INR), which is also Company's Functional Currency

**2.12 Earnings per share**

The Company presents basic and diluted earnings per share ("EPS") data for its equity shares.

Basic EPS is calculated by dividing the net profit for the period attributable to equity shareholders of the Company by the weighted average number of equity shares outstanding during the period.

Diluted EPS is calculated by dividing the net profit for the period attributable to equity shareholders and the weighted average number of equity shares outstanding for the effects of all dilutive potential equity shares.

**2.13 Operating lease**

Lease arrangements where the risks and rewards incidental to ownership of an asset substantially remain with the lesser, are recognized as operating lease. Operating lease payments are recognized on a straight line basis over the lease term in the statement of profit and loss, unless the lease agreement explicitly states that increase is on account of inflation.

**2.14 Cash Flow Statement**

Cash flows are reported using indirect method as set out in Ind AS -7 "Statement of Cash Flows", whereby profit / (loss) before tax is adjusted for the effects of transactions of non-cash nature and any deferrals or accruals of past or future cash receipts or payments. The cash flows from operating, investing and financing activities of the Company are segregated based on the available information.

The net cash flow from operating activities is determined by adjusting net profit or loss for the effects of:

- (i) Changes during the year in inventories and operating receivables and payables,
- (ii) Non-cash items such as depreciation, provisions, deferred taxes, and unrealized foreign exchange gains and losses, and
- (iii) All other items for which the cash effects are on investing or financing cash flows

**2.15 Financial instruments**

A financial instrument is any contract that gives rise to a financial asset of one entity and a Financial Liability or equity instrument of another entity.

*[Handwritten signature]*



*[Handwritten signature]*

*[Handwritten signature]*



**SWAGTAM TRADING AND SERVICES LIMITED**  
**CIN: L51909DL1984PLC289131**  
**NOTES FORMING INTEGRAL PART OF FINANCIAL STATEMENTS**

**(i) Financial assets:**

**Initial recognition and measurement**

All financial assets are recognized initially at fair value plus, in the case of financial assets not recorded at fair value through statement of profit and loss, transaction costs that are attributable to the acquisition of the financial asset.

Financial assets are classified, at initial recognition, as financial assets measured at fair value or as financial assets measured at amortized cost.

**Subsequent Measurement**

For purpose of subsequent measurement financial assets are classified in two broad categories: -

- (i) Financial Assets at fair value
- (ii) Financial assets at amortized cost

Where assets are measured at fair value, gains and losses are either recognized entirely in the statement of profit and loss, or recognized in other comprehensive income.

A financial asset that meets the following two conditions is measured at **amortized cost**:

- **Business Model Test:** The objective of the company's business model is to hold the financial asset to collect the contractual cash flows.
- **Cash flow characteristics test:** The contractual terms of the financial asset give rise on specified dates to cash flows that are solely payment of principal and interest on the principal amount outstanding.

A financial asset that meets the following two conditions is measured at fair value through **OCI**:-

- **Business Model Test:** The financial asset is held within a business model whose objective is achieved by both collecting contractual cash flows and selling financial assets.
- **Cash flow characteristics test:** The contractual terms of the financial asset give rise on specified dates to cash flows that are solely payment of principal and interest on the principal amount outstanding.

All other financial assets are measured at fair value through **profit and loss**.

**(ii) Financial Liabilities**

All financial liabilities are initially recognized at fair value and, in the case of loans and borrowings and payables, net of directly attributable transaction costs. Financial liabilities are classified as measured at amortized cost or fair value through profit and loss (FVTPL).

A financial liability is classified as FVTPL if it is classified as held for trading, or it is a derivative or is designated as such on initial recognition. Financial Liabilities at FVTPL are measured at fair value and net

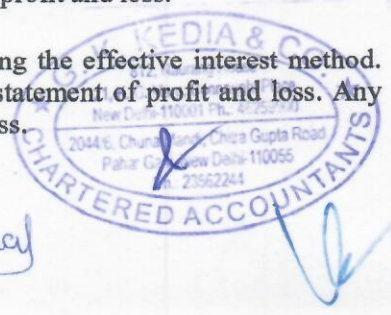
gain or losses, including any interest expense, are recognized in statement of profit and loss.

Other financial liabilities are subsequently measured at amortized cost using the effective interest method. Interest expense and foreign exchange gains and losses are recognized in statement of profit and loss. Any gain or loss on de-recognition is also recognized in statement of profit and loss.

*[Handwritten signature]*



*Lalita Mittal*



**SWAGTAM TRADING AND SERVICES LIMITED**  
**CIN: L51909DL1984PLC289131**  
**NOTES FORMING INTEGRAL PART OF FINANCIAL STATEMENTS**

**2.16 Fair Value Measurement**

Fair value is the price that would be received to sell an asset or paid to transfer a liability in an orderly transaction between market participants at the measurement date. The fair value measurement is based on the presumption that the transaction to sell the asset or transfer the liability takes place either:

- (i) In the principal market for the asset or liability, or
- (ii) In the absence of a principal market, in the most advantageous market for the asset or liability.

The principal or the most advantageous market must be accessible by the Company. The fair value of an asset or a liability is measured using the assumptions that market participants would use when pricing the asset or liability, assuming that market participants act in their economic best interest.

A fair value measurement of a non-financial asset takes into account a market participant's ability to generate economic benefits by using the asset in its highest and best use or by selling it to another market participant that would use the asset in its highest and best use.

All assets and liabilities for which fair value is measured or disclosed in the financial statements are categorized within the fair value hierarchy, described as follows, based on the lowest level input that is significant to the fair value measurement as a whole:

- Level 1 — Quoted (unadjusted) market prices in active markets for identical assets or liabilities.
- Level 2 — Valuation techniques for which the lowest level input that is significant to the fair value measurement is directly or indirectly observable.
- Level 3 — Valuation techniques for which the lowest level input that is significant to the fair value measurement is unobservable.

For the purpose of fair value disclosures, the Company determines classes of assets and liabilities on the basis of the nature, characteristics and risks of the asset or liability and the level of the fair value hierarchy as explained above.

*[Handwritten signature]*



*Lalit Mittal*

*[Handwritten mark]*



**SWAGTAM TRADING AND SERVICES LTD.**

**NOTES TO FINANCIAL STATEMENTS FOR THE YEAR ENDED 31.03.2022**

**NOTE NO- 3**

**PROPERTY, PLANT AND EQUIPMENTS AND INTANGIBLE ASSETS**

(Amount in Rs.)

PARTICULARS	GROSS BLOCK				DEPRECIATION			NET BLOCK	
	GROSS VALUE AS ON 1-4-2021	ADDITION	DELETION	GROSS VALUE AS ON 31-03-2022	ACCUMULATED DEPRECIATION	CURRENT YEAR DEPRECIATION	TOTAL DEPRECIATION	WDV AS ON 31-3-2022	WDV AS ON 31-03-2021
(A) Computers	1,26,805.00	0.00	0.00	1,26,805.00	1,20,521.00	0.00	1,20,521.00	6,284.00	6,284.00
(B) Office Equipment	67,500.00	0.00	0.00	67,500.00	64,132.00	0.00	64,132.00	3,367.00	3,368.00
(C) Furniture and Fixtures	15,000.00	0.00	0.00	15,000.00	4,262.31	2,827.92	7,090.23	7,910.13	10,737.69
<b>TOTAL</b>	<b>2,09,305.00</b>	<b>0.00</b>	<b>0.00</b>	<b>2,09,305.00</b>	<b>1,88,915.31</b>	<b>2,827.92</b>	<b>1,91,743.23</b>	<b>17,561.13</b>	<b>20,389.69</b>
<b>PREVIOUS YEAR</b>	<b>2,09,305.00</b>	<b>0.00</b>	<b>0.00</b>	<b>2,09,305.00</b>	<b>1,85,057.00</b>	<b>3,858.31</b>	<b>1,88,915.31</b>	<b>20,389.05</b>	<b>24,248.00</b>

*[Handwritten Signature]*



*[Handwritten Mark]*



*Sabita Mittal*

**SWAGTAM TRADING AND SERVICES LTD.**

CIN: L51909DL1984PLC289131

**NOTES TO FINANCIAL STATEMENTS FOR THE YEAR ENDED MARCH 31, 2022**

**4(i) Loans (Non-Current Asset)**

Amount in (Rs.)

Particulars	As At March 31, 2022	As At March 31, 2021
Loans Receivables		
- Considered Good	2,61,00,000.00	1,00,00,000.00
- Considered Doubtful	1,12,14,118.00	1,12,14,118.00
	<b>3,73,14,118.00</b>	<b>2,12,14,118.00</b>

There is no loan due by directors or officers of the company or any of them either severally or jointly with any other persons or amounts due by firms or private companies in which any director is a partner or a member.

**4(ii) Other Financial Assets (Non-Current)**

Particulars	As At March 31, 2022	As At March 31, 2021
Security Deposit	5,00,000.00	5,00,000.00
	<b>5,00,000.00</b>	<b>5,00,000.00</b>

**5 Deferred Tax Asset/ (Liability)**

Particulars	As At March 31, 2022	As At March 31, 2021
Temporary Difference on Carry Forward Losses	18,930.98	25,386.66
Temporary Difference on Depreciation	4,958.42	6,552.32
Temporary Difference on Unabsorbed Depreciation	0.00	3,424.20
	<b>23,889.40</b>	<b>35,363.18</b>

**6 Other Non -Current Assets**

Particulars	As At March 31, 2022	As At March 31, 2021
Advance against Purchase of Property	33,00,000.00	1,10,00,000.00
	<b>33,00,000.00</b>	<b>1,10,00,000.00</b>

**7 Cash and Cash Equivalents**

Particulars	As At March 31, 2022	As At March 31, 2021
Cash in Hand	76,209.00	36,949.00
Balance with Scheduled Banks		
- Punjab National Bank (Current Account)	11,02,290.91	88,60,305.65
- Punjab National Bank (Preferential Issue)	40,034.29	38,152.29
	<b>12,18,534.20</b>	<b>89,35,406.94</b>

**8 Other Financial Assets (Current)**

Particulars	As At March 31, 2022	As At March 31, 2021
Accrued Interest on Non-Current Loans		
- Considered Good	7,83,044.00	87,205.72
- Considered Doubtful	1,68,000.72	1,68,000.00
	<b>9,51,044.72</b>	<b>2,55,205.72</b>

**9 Current Tax Assets**

Particulars	As At March 31, 2022	As At March 31, 2021
TDS Receivable	0.00	96,554.28
Income Tax Refund 2020-21	96,554.28	0.00
	<b>96,554.28</b>	<b>96,554.28</b>

**10 Other Current Assets**

Amount in (Rs.)

Particulars	As At March 31, 2022	As At March 31, 2021
GST Cash Ledger	40,002.00	0.00
GST Credit Ledger	226.00	0.00
	<b>40,228.00</b>	<b>0.00</b>

*(Handwritten Signature)*



*(Handwritten Signature: Lalita Mittal)*



11 Equity Share Capital

Particulars	As At March 31, 2022	As At March 31, 2021
<b>Authorised</b>		
Equity Shares 4,000,000 (4,000,000) of par value Rs.10/- (Rs.10/-) each	4,00,00,000.00	4,00,00,000.00
	<b>4,00,00,000.00</b>	<b>4,00,00,000.00</b>
<b>Issued, Subscribed and Fully Paid up</b>		
Equity Shares 11,90,500 (11,90,500) of par value Rs.10/- (Rs.10/-) each fully paid up	1,19,05,000.00	1,19,05,000.00
	<b>1,19,05,000.00</b>	<b>1,19,05,000.00</b>

(i) Reconciliation of the number of shares outstanding

Particulars	Shares As At March 31, 2022		Shares As At March 31, 2021	
	No. of shares	Value (Rs.)	No. of shares	Value (Rs.)
<b>EQUITY SHARES</b>				
Shares outstanding at the beginning	11,90,500.00	1,19,05,000.00	11,90,500.00	1,19,05,000.00
Add: Shares issued during the period	0.00	0.00	0.00	0.00
<b>Total Shares outstanding at the end of the year</b>	<b>11,90,500.00</b>	<b>1,19,05,000.00</b>	<b>11,90,500.00</b>	<b>1,19,05,000.00</b>

(ii) Shares in respect of each class in the company and shares held by shareholders holding more than 5% shares

Name of the shareholders	Class of shares	Shares As At March 31, 2022		Shares As At March 31, 2021	
		Nos.	%	Nos.	%
Ashish Jain	Equity shares	2,25,000.00	18.90	0.00	0.00
Samarth Aggarwal	Equity shares	1,42,000.00	11.93	0.00	0.00
Mansingh Hotels & Resorts Ltd.	Equity shares	1,00,000.00	8.40	0.00	0.00
Pushp Lata Shama	Equity shares	89,518.00	7.52	0.00	0.00
Gopal Aggarwal	Equity shares	71,000.00	5.96	0.00	0.00
BLP Equity Research Pvt. Ltd.	Equity shares	70,000.00	5.88	0.00	0.00
Richa Gupta	Equity shares	0.00	0.00	60,000.00	5.04
		<b>6,97,518.00</b>		<b>60,000.00</b>	

held. In the event of liquidation, the equity shareholders shall be eligible to receive any of the remaining assets of the Company after distribution of all preferential amounts, in proportion to their shareholding. The amount distributed will be in proportion to the number of equity shares held by the shareholders.

(iii) Shareholding of Promoters:

Shares held by Promoters at the end of the year				% Change during the year
S.No.	Promoter Name	No. of Shares	% of total shares	
1)	Duncan Macneill construction & Developers Limited	12,000.00	1.01	0.00
2)	Jeewan Commercial Ltd.	12,000.00	1.01	0.00
3)	ACEC India Pvt. Ltd.	1,200.00	0.1	0.00
4)	East West Properties Pvt Ltd	12,000.00	1.01	0.00

12 Other Equity

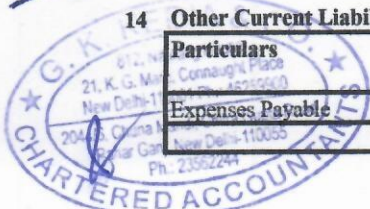
Particulars	As At March 31, 2022	As at March 31, 2021
Opening Balance	3,00,54,359.55	3,02,92,598.00
Add : Excess Provision Reversed	0.00	0.00
Add : Profit during the year	12,73,382.18	(2,38,237.59)
Closing Balance	<b>3,13,27,741.73</b>	<b>3,00,54,359.55</b>

13 Current Tax Liabilities

Particulars	As At March 31, 2022	As at March 31, 2021
Provision for Income Tax (net of TDS Recievable and Advance Tax)	1,28,438.00	0.00
TDS Payable	2,900.00	0.00
GST Payable	1,800.00	38,294.00
	<b>1,33,138.00</b>	<b>38,294.00</b>

14 Other Current Liabilities

Particulars	As At March 31, 2022	As at March 31, 2021
Expenses Payable	96,050.00	59,384.00
	<b>96,050.00</b>	<b>59,384.00</b>



Lalita Mittal

✓

**SWAGTAM TRADING AND SERVICES LTD.**

CIN: L51909DL1984PLC289131

**NOTES TO FINANCIAL STATEMENTS FOR THE YEAR ENDED MARCH 31, 2022**

**15 Revenue from Operations**

Amount in (Rs.)

Particulars	Year Ended 31.03.2022	Year Ended 31.03.2021
Income from Business Consultancy	17,00,000.00	9,00,000.00
	<b>17,00,000.00</b>	<b>9,00,000.00</b>

**16 Other Income**

Particulars	Year Ended 31.03.2022	Year Ended 31.03.2021
Interest on Loan	16,89,826.00	3,56,721.00
Misc. balance written off	5,384.00	0.00
Interest on Income Tax Refund	0.00	8,258.00
	<b>16,95,210.00</b>	<b>3,64,979.00</b>

**17 Employee Benefit Expenses**


Particulars	Year Ended 31.03.2022	Year Ended 31.03.2021
Salary to Employees	5,25,335.00	5,73,100.00
Directors Remuneration	3,00,000.00	3,00,000.00
	<b>8,25,335.00</b>	<b>8,73,100.00</b>

**18 Finance Costs**

Particulars	Year Ended 31.03.2022	Year Ended 31.03.2021
Interest on GST	618.00	821.00
	<b>618.00</b>	<b>821.00</b>

**19 Other expenses**

Particulars	Year Ended 31.03.2022	Year Ended 31.03.2021
Annual Listing Fees	3,00,000.00	3,00,000.00
Consultancy Fees	2,00,000.00	0.00
Rent Expense	89,000.00	72,000.00
Miscellaneous Expenses	75,843.00	57,603.00
Legal Charges	43,500.00	0.00
<u>Statutory Auditor's Remuneration</u>		
Audit Fees	29,000.00	29,000.00
Secretarial Audit Fees	25,000.00	15,000.00
Internal Audit Fees	25,000.00	10,000.00
Advertisement & Publicity Expense	21,320.00	28,000.00
Professional Charges	11,237.00	30,000.00
ROC Filing Fee	7,800.00	4,200.00
Certification Fees	7,300.00	7,100.00
Printing and Stationery	6,400.00	41,250.00
Demat Charges	3,600.00	0.00
Bank Charges	640.74	409.46
Loss on Sale of Investments	0.00	47,616.00
Interest on TDS	0.00	1,350.00
Repair and Maintenance	0.00	1,050.00
	<b>8,45,640.74</b>	<b>6,44,578.46</b>



*Labita Mittal*

*[Handwritten signature]*

*[Handwritten signature]*

**SWAGTAM TRADING AND SERVICES LTD.**

CIN: L51909DL1984PLC289131

**Details to Notes****Miscellaneous Expenses**

Amount in (Rs.)

Particulars	Year ended 31.03.2022	Year ended 31.03.2021
NSDL charges	30,000.00	14,500.00
Office Expenses	27,100.00	17,500.00
CDSL charges	9,000.00	9,000.00
AGM/Board Meeting Expenses	4,440.00	5,450.00
Website info charges	3,500.00	3,500.00
RTA Fee - Alankit	1,500.00	2,500.00
Conveyance Expenses	300.00	0.00
Rounding off	3.00	0.00
Courier & Postage Expenses	0.00	4,563.00
Other Miscellaneous Expenses	0.00	590.00
	<b>75,843.00</b>	<b>57,603.00</b>

**Loan Receivable - Considered Good**

Particulars	As At 31.03.2022	As At 31.03.2021
Race Ecochain Ltd (Anisha Impex Ltd)	65,00,000.00	65,00,000.00
Securocrop Securities India Pvt. Ltd.	70,00,000.00	0.00
Winkles Consultancy Services Pvt Ltd	54,00,000.00	35,00,000.00
Akashdeep Metal Industry	45,00,000.00	0.00
V3k Consultancy Pvt. Ltd.	27,00,000.00	0.00
	<b>2,61,00,000.00</b>	<b>1,00,00,000.00</b>

**Loan Receivable - Considered Doubtful**

Particulars	As At 31.03.2022	As At 31.03.2021
Worldlink Finance Ltd	92,14,118.00	92,14,118.00
Prayag Polytech Pvt Ltd	20,00,000.00	20,00,000.00
	<b>1,12,14,118.00</b>	<b>1,12,14,118.00</b>

**Advance against Purchase of Property**

Particulars	As At 31.03.2022	As At 31.03.2021
RSND Projects Private Ltd	33,00,000.00	1,10,00,000.00
	<b>33,00,000.00</b>	<b>1,10,00,000.00</b>

**Expenses Payable**

Particulars	As At 31.03.2022	As At 31.03.2021
Audit Fees Payable	26,100.00	29,000.00
Secretarial Audit Fees	25,000.00	15,000.00
Internal Audit Fees	25,000.00	10,000.00
Rent Payable	17,000.00	0.00
NSDL Charges	1,180.00	0.00
RTA Charges	1,770.00	0.00
Courier & Postage Expense (MYCOURIERWALA)	0.00	5,384.00
	<b>96,050.00</b>	<b>59,384.00</b>



Lalita Mittal



**SWAGTAM TRADING AND SERVICES LTD.**  
CIN: L51909DL1984PLC289131

**Notes to Financial Statements**

**Note 20: Valuation of Inventory**

There is no inventory held by company during the year.

**Note 21: Loans**

In the opinion of the Board of directors the value on realization of loans, advances and current assets in the ordinary course of business is not less than the amount at which they are stated in the Balance Sheet and provisions for all known liabilities has been made.

Company has given loan amounting to Rs.20,00,000/- to Prayag Polytech Private Limited on 21.12.2016 for a loan tenure of maximum 6 months. As per the signed agreement between company and the party, interest @15% per annum shall be charged by the company till the loan tenure. The loan was extended for twelve months via new agreement dated 07.06.2017. Further, as per the new agreement, interest @12% per annum shall be payable within 5 days from end of each quarter on pro-rata basis. If not paid within the timelines, then penalty of twice the amount of interest shall be charged and paid within 15 days from the due date. At the end of F.Y. 2018-19, interest accrued is standing at Rs.1,68,000 from Prayag Polytech Private Limited but the company has not received the same from Prayag Polytech Private Limited till date. Accordingly, company has to charge penalty of twice the amount of interest unpaid for the delayed period, which is not recognized in the books of accounts. The company has filed suit for the recovery of the above amount.

**Note 22: Micro, Small and Medium Enterprise.**

Following are the details relating to micro, small and medium enterprises:

Particulars	Amount(Rs.)	
	Year Ended 31-Mar-22	Year Ended 31-Mar-21
G. K. Kedia & Co.	29,000.00	29,000.00
<b>Total</b>	<b>29,000.00</b>	<b>29,000.00</b>

**Note 23:**


Balance of sundry debtors, creditors and loans & advances are subject to direct confirmation and reconciliations of the adjustments, if any, will be made accordingly.

**Note 24: Discounting of security deposits for leases**

Security deposits for leases have been recognized at discounted value and the difference between undiscounted and discounted value has been recognized as 'Prepaid expense for Rent' which has been amortized over respective lease term as rent expense under 'Finance Cost'. The discounted value of the security deposits is increased over the period of lease term by recognizing the notional interest income under 'other income' which has ended in F.Y. 2019-20.

**Note 25: Auditors' Remuneration**

Particulars	(Amount in Rs.)	
	Year Ended 31-Mar-22	Year Ended 31-Mar-21
Statutory Audit Fees	29,000.00	29,000.00
<b>Total</b>	<b>29,000.00</b>	<b>29,000.00</b>



*Lalita Mittal*

*✓*



**SWAGTAM TRADING AND SERVICES LTD.**

CIN: L51909DL1984PLC289131

**Note 26: Contingent Liabilities**

Particulars	(Amount in Rs.)	
	Year Ended 31-Mar-22	Year Ended 31-Mar-21
Contingent Liabilities	NIL	NIL
<b>Total</b>	<b>NIL</b>	<b>NIL</b>

**Note 27: Foreign Currency Transactions**

Particulars	(Amount in Rs.)	
	Year Ended 31-Mar-22	Year Ended 31-Mar-21
a. Expenditure in Foreign Currency	NIL	NIL
b. Income in Foreign Currency	NIL	NIL

**Note 28: Previous Year Figures**

Previous Year's figures have been regrouped & rearranged wherever found necessary to confirm current year's classification.

**Note 29: Related Party Disclosure**

In accordance with Ind AS – 24 “Related party disclosures” along with aggregate amount of transactions as identified and certified by the management are given as follows: -

**A. Name of Related Parties**

S.No.	Name of related Party	Relationship
1.	Smt. Lalita Mittal - Whole Time Director	Key Management Personnel
2.	Sh. Chaitanya Jee Srivastava - Director	
3.	Sh. Raman Mittal - Director	
4.	Sh. Sumit Gupta - Director	
5.	Smt. Preetika Mishra - Company Secretary (Resigned w.e.f 05.02.2022)	
5.	Mr. Vijay Kumar Sharma - Company Secretary (Joined w.e.f 11.02.2022)	

**Transactions undertaken with related parties in the ordinary course of business during the year:**

NATURE OF TRANSACTIONS	NAME OF THE CONCERN	RELATION	AMOUNT OF TRANSACTION (Rs.)	OUTSTANDING AS ON 31.03.2022 (Rs.)
Director Remuneration	Lalita Mittal	Whole Time Director	3,00,000.00 (3,00,000.00)	0.00 (0.00)
Salary	Preetika Mishra	Company Secretary	2,03,335.00 (2,40,000.00)	0.00
	Vijay Kumar Sharma		70,000.00 (0.00)	(0.00)

*Sumit Gupta*



*Lalita Mittal*

*V*



**SWAGTAM TRADING AND SERVICES LTD.**

CIN: L51909DL1984PLC289131

**Note 30: Segment Reporting**

Operating segments are defined as components of an enterprise for which discrete financial information is available that is evaluated regularly by the chief operating decision maker, in deciding how to allocate resources and assessing performance. The Company's chief operating decision maker is the Directors. The Company has functioned under a single line of operations and has not diversified business operations, so there is no separate business/geographical segment as per Ind AS 108, 'Operating Segments'.

**Note 31: Earnings per Share**

(Amount in Rs.)

Particulars	Year Ended 31-Mar-22	Year Ended 31-Mar-21
Profit/(loss) attributable to Ordinary Equity share holder (Rs)	1,273,383.00	(2,38,237.22)
Weighted average number of Ordinary Equity shares for Basic EPS	11,90,500	11,90,500
Nominal Value of shares (Rs.)	10.00	10.00
<b>Basic EPS (Rs.)</b>	<b>1.07</b>	<b>(0.20)</b>
<b>Diluted EPS (Rs.)</b>	<b>1.07</b>	<b>(0.20)</b>

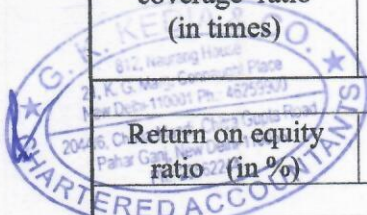
**Note 32: Movement of Provision for Tax**

(Amount in Rs.)

Particulars	Year Ended 31-Mar-22	Year Ended 31-Mar-21
<b>Opening Provision/ (Income Tax Refund) (A)</b>	(96,554.28)	(1,16,412.00)
Income Tax Refund (B)	0.00	1,16,412.00
Provision made during the year (C)	4,35,932.00	0.00
Mat Credit Entitlement (D)	0.00	0.00
<b>Balance Payable/ (Refundable)(A+B+C+D)</b>	<b>3,39,377.72</b>	<b>(0.00)</b>
Provision Adjusted with Advance Tax & TDS for the year	(3,07,494.00)	(96,554.28)
Previous year Provision written back for Earlier year	0.00	0.00
<b>Closing Provision/ (Income Tax Refund)</b>	<b>31,883.72</b>	<b>(96,554.28)</b>

**33. Additional Regulatory Information**

Ratio	Numerator	Denominator	Current Year 2021-22	Previous Year 2020-21
Current ratio (in times)	Total Current Assets	Total Current Liabilities	10.06	95.08
Debt-Equity ratio (in times)	Debt consists of borrowings and lease liabilities.	Total equity	N.A.	N.A.
Debt service coverage ratio (in times)	Earning for Debt Service = Net Profit after taxes+Non-cash operating expenses+ Interest+Other non cash adjustments	Debt service = Interest and lease payments + Principal repayments	N.A.	N.A.
Return on equity ratio (in %)	Profit for the year less Preference dividend (if any)	Average total equity	10.70%	-2.00%
Trade receivables turnover ratio (in times)	Revenue from operation	Average trade receivables	N.A.	N.A.



*Ankit Gupta*

*Labita Mittal*

*LB*

**SWAGTAM TRADING AND SERVICES LTD.**

CIN: L51909DL1984PLC289131

Trade payables turnover ratio (in times)	Cost of equipment and software licence+ Other expenses	Average trade payables	N.A.	N.A.
Net capital turnover ratio (in times)	Revenue from operations	Average working capital (i.e. Total current assets less Total current liabilities)	0.30	0.04
Net profit ratio (in %)	Profit for the year	Revenue from operations	74.90%	-26.47%
Return on capital employed (in %)	Profit before tax and finance costs	Capital employed = Net worth + Lease liabilities + Deferred tax liabilities	3.98%	-0.63%
Return on investment (in %)	Income generated from invested funds	Average invested funds in treasury investments	N.A.	N.A.

**Reasons for Deviation in Ratios for more than 25% as compared to the preceding year:****Current Ratio**

During the Current Year, company has extended further loans to customers. As a result, there is increase in Non Current Assets and decline in Current Assets (Cash & Cash Equivalents) which simultaneously lead to decrease in Current Ratio

**Return on Equity**

The ratio has improved significantly due to better performance by the company. This is on account of growth in revenue by approx 168% during the current financial year, resulting in rise of Net Profit after Tax by 53 times and therefore provides better return to Equity Shareholders.

**Net Profit Ratio and Return on Capital Employed Ratio**

There is rise in Total Income of the company which majorly includes increase in Revenue from Operations by 168% and Interest Income increased by around 365% which leads to rise in Net Profit of the company and hence, improves the Return on Capital Employed.

As per our report of even date attached

For G. K. Kedia & Co.

Chartered Accountants

Firm's Registration No. 013016N

*Kanishka Aggarwal*  
**Kanishka Aggarwal**  
Partner


Membership No. 544129



Place: New Delhi

Date: 21.05.2022

For Swagtam Trading and Services Limited



*Lalita Mittal*

**Lalita Mitta**  
WTD & CFO  
DIN: 06928783

*Sumit Gupta*  
**Sumit Gupta**  
Director  
DIN: 06911742

*Vijay Kumar Sharma*  
**Vijay Kumar Sharma - A17929**

Company Secretary cum Compliance Officer